




(Direct Driven Type)

# TDJ600D

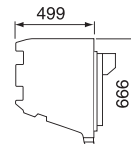
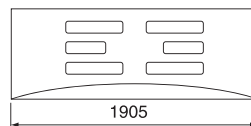
- Beautifully designed integral type.
- Keeps more enough space with flat designed surface on storage space side.
- Refrigeration capacity to cool down to minus 30 degree.
- Easy to install with integral design.
- Direct driven type, suitable for large truck.

Evaporator • condenser integrated model

For low temperature (D)




## ▶ Controller



Size (mm)

## ▶ Compressor



CR2323LR  
(For low temperature)

Model		TDJ600D
Capacity	RT 0°C	6640W
	(AT30°C) RT-20°C	3380W
Refrigerant		R404A
Air volume		2280m <sup>3</sup> /h
Weight	w/o Electric	138kg
	With Electric	210kg
Van m <sup>3</sup>	Chilled	~50m <sup>3</sup>
	Frozen	~35m <sup>3</sup>
Compressor		Mitsubishi CR2323LR
Size(mm)	Condenser	L1905 D499 H666
	Evaporator	L1560 H455
Seltec Comp		TM21